

SOLUTION OVERVIEW

Actionable Insights for the Internet of Things

Augment Internet of Things (IoT) applications with realtime, interactive, highly scalable analytics and appealing visualizations, reports and dashboards



Create user-friendly reports, dashboards and visualizations



Introduce and leverage analytics quickly and seamlessly from existing IoT solutions



Examine and customize IoT data for broader usage



Optimize a digital twin

It has been stated that data is like oil. It is valuable, but if unrefined, cannot really be used. It must be changed into gas, plastic or chemicals to create a valuable entity that drives profitable activity. The same is true for data, which must be broken down and analyzed for it to have value.¹ Exploiting the vast amount of data gathered from an IoT solution requires an Enterprise Information Management (EIM) approach and analytics tools to achieve actionable insights.

The OpenText Internet of Things Platform combines an identity-centric approach to securing, integrating and orchestrating data with world-class advanced and predictive analytic capabilities and adds powerful visualization and reporting tools from OpenText™ Magellan™ BI & Reporting. This holistic suite of solutions, delivered as an integrated service, gives users the actionable insight they need to make better business decisions based on their IoT data.

Create user-friendly reports, dashboards and visualizations

The OpenText IoT Platform enables users to design, deploy and manage secure, interactive applications and reports and dashboards fed by multiple disparate IoT data sources. It supports a high volume of users and its integration APIs (including REST and JavaScript) allow content to be easily embedded into any application.

Introduce and leverage analytics quickly and seamlessly from existing IoT solutions

The OpenText IoT Platform transforms and orchestrates IoT data into actionable insights with relevant, appealing graphics and visualizations, from bar or ring charts to word clouds, so users can easily see and understand the information trends.

A digital twin is a digital representation of a physical object, instantiated as a software object that mirrors a unique physical object's characteristics and its state.

Businesses can export and integrate disparate IoT data to create personalized analytic dashboards and interactive visualizations into their own enterprise applications, workflow and processes for maximum impact.

Examine and customize IoT data for broader usage

Equipped with data reporting and display features, the OpenText IoT Platform enables a full range of self-service capabilities for any user, regardless of their skill set. Depending on the level of interactivity and data blending needed, users can choose from built-in functions that emphasize simplicity and ease of use, visual appeal to showcase key indicators or sophisticated, powerful reporting with the ability to add new data sources on the fly. Within a few minutes of being introduced to the intuitive interface, even the most non-technical users can start accessing and customizing their IoT data for their own needs. They can modify, save and share reports, dashboards and data visualizations with just a few clicks.

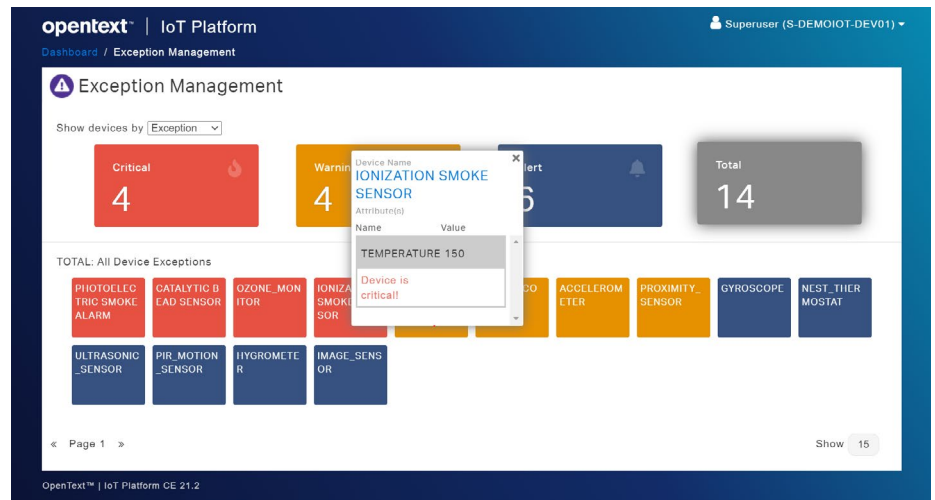


Figure 1. Example of an Exception Management Dashboard in the OpenText IoT Platform

Optimize a digital twin

Analyzing and exploiting IoT data is at the center of a digital twin's value for an organization. Taking an asset or a set of assets' performance data to realize efficiencies or new business models, such as predictive maintenance, requires seamless, yet secure data visualization and governance. Using enterprise tools, such as CAD/CAM, in conjunction with IoT-sourced data to simulate realworld operation and performance of a machine can allow playback and adjustments to test new models in a safe, yet artificial manner. Users can visualize the data gathered from this digital twin simulation through the OpenText IoT Platform.

An identity-centric platform, designed with security for scalability

OpenText's identity-centric approach to IoT makes the OpenText IoT Platform unique and ready for integration with enterprise applications. The platform includes advanced, out-of-the-box identity and access management functionality, which would otherwise have to be built from scratch, consuming development time and taxing IT budgets. This is possible through relationship and lifecycle management, allowing users to register, authenticate and authorize all interactions across the entire lifecycle of people, systems and things. The ability to manage the identity of a device, sensor or machine throughout its lifecycle is critical to security across the entire ecosystem.

Actionable
Insights for IoT



Leverage AI/ML to monitor performance and maximize availability of serviceable equipment/assets

IoT + Analytics=Actionable Insights

The OpenText IoT Platform delivers advanced, realtime visibility of IoT connected operations as they are occurring, making it easy to track down bottlenecks and assess overall operational health. It combines secure device management, ecosystem integration and unified messaging with advanced analytic tools, enterprise-grade business intelligence and the capacity to acquire, orchestrate and analyze IoT data and big content stored in EIM systems.

Combine AI, IoT and Blockchain to achieve digital transformation

Discover how the convergence of IoT, AI and Blockchain, when integrated with more traditional supply chain management systems and business network practices, powers new levels of innovation and efficiency. Get the MWD Advisors white paper, [The supply chain gets smarter](#), to learn:

- The benefits of an **autonomous and intelligent supply chain**.
- The key capabilities of AI, IoT and blockchain that enable supply chain intelligence, collaboration and connectivity.
- Out-of-the-box use cases illustrating ways to revolutionize everything from tracking, traceability and whole-life lifecycle management to end-to-end insurance, global payments and logistics administration.
- The importance of laying a digital supply chain foundation, prior to integrating AI, IoT and blockchain into business operations and processes.

The Identity of Things Explained

Identity of Things (IDoT) assigns unique identifiers and metadata to things, devices and objects.

Get the *Identity of Things Explained* guide to learn about the identity problem with IoT and how a strong IDoT foundation identifies and manages IoT connections to solve it.

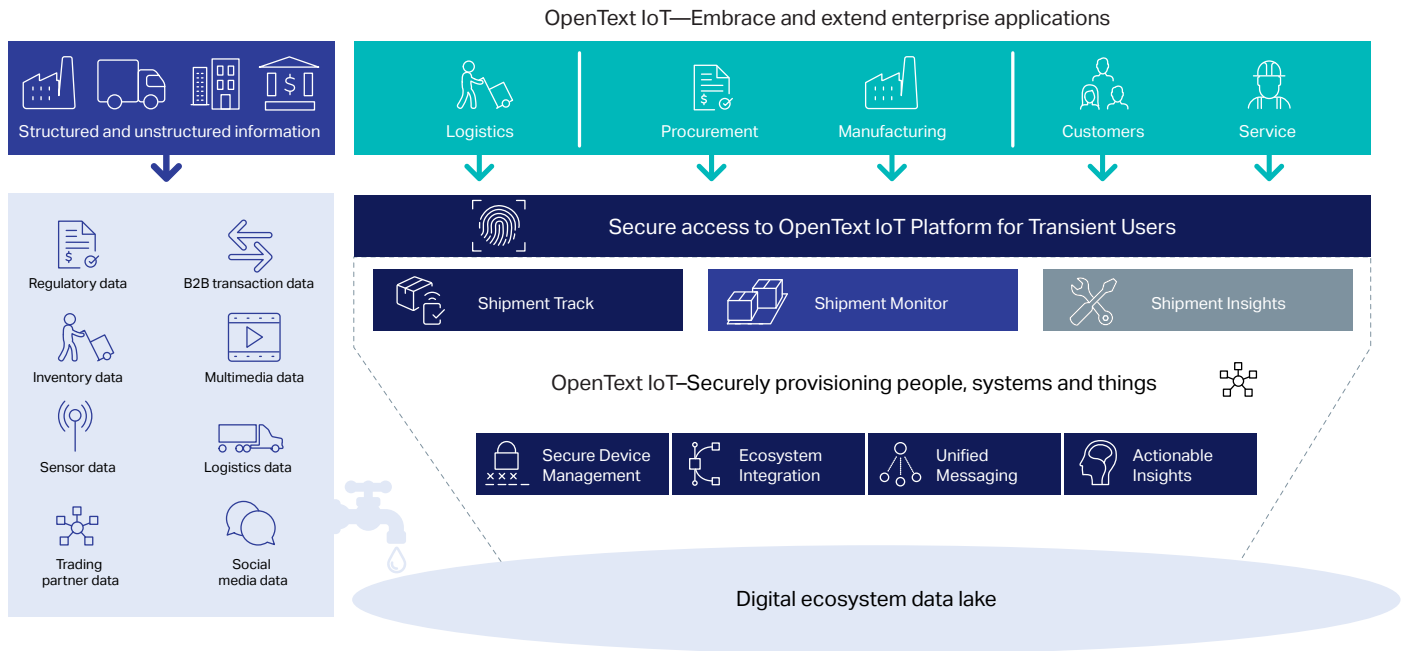
The Identity of Things (IDoT) extends traditional identity and access management (IAM) for the internet era. It identifies all IoT infrastructure components to ensure secure connectivity and data trust from IoT devices.

The guide introduces IDoT and reveals how to add identity to IoT with chapters on:

- The core capabilities of an identity-driven IoT platform
- The Top 10 tips to consider when deploying identity management in IoT
- Selecting the right provider for IDoT

[Get the guide today.](#)





As shown in the diagram above, the OpenText IoT Platform enables data visualizations and new insights gained from structured and unstructured information for new sources of value. It can take disparate sources of information, such as those flowing through operating technology, a business network and other third-party data sources, such as IoT sensors or weather information, and put them into a supply chain data lake. With contextual and operational data, information and analytics, organizations can realize advanced supply chain solutions such as:

- **Shipment Track**, which delivers pervasive visibility to track goods across the supply chain.
- **Shipment Monitor**, which leverages environmental sensors to monitor shipment conditions in transit, sensing changes in temperature, vibration or shock.
- **Shipment Insights**, which enables IoT data driven solutions, such as predictive maintenance or route optimization.

Actionable Insights components

Magellan BI & Reporting

- Design, deploy and manage secure, interactive web applications, reports and dashboards fed by any data source in any format
- Embed analytic content into any application, displayed on any device

OpenText™ Interactive Viewer

- Modify, save and share reports, dashboards and data visualizations with just a few clicks

OpenText™ Dashboards

- Use Dashboards to aggregate multiple data sources and serve up realtime results in appealing graphic visualizations
- Illustrate and explore data without IT support

OpenText™ Analytics Studio

- Assemble reports with drag-and-drop ease using the most powerful ad-hoc reporting design options
- Blend and explore data, add new sources on the fly and create personalized reports within the browser

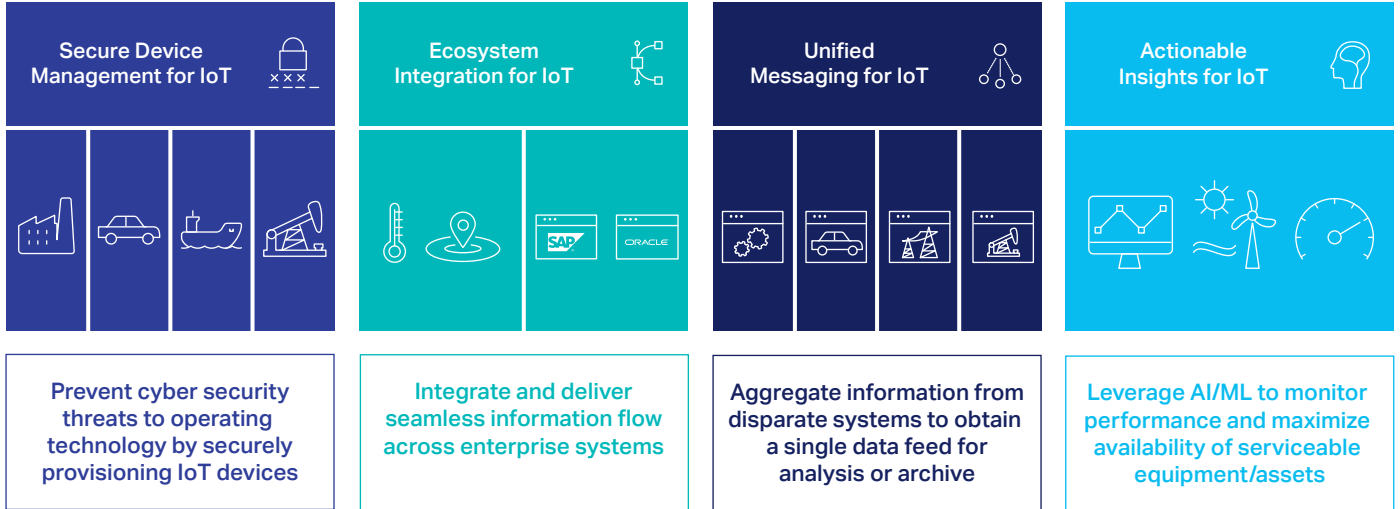
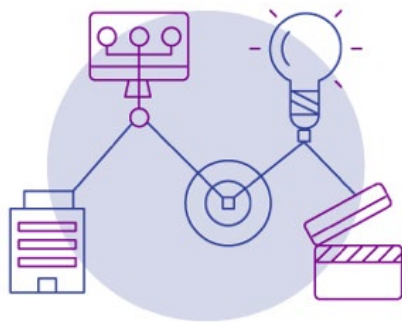


Figure 2. In addition to Actionable Insights for IoT, the OpenText IoT Platform can also deliver Secure Device Management, Ecosystem Integration and Unified Messaging



Too much information, too little insight

- 74% of firms say they want to be “data-driven”²
- Only 29% of companies are successful at connecting analytics to action³
- 60% of surveyed executives stated that IoT provides significant insights⁴
- 54% of surveyed executives said that companies use 10% or less of this information⁵

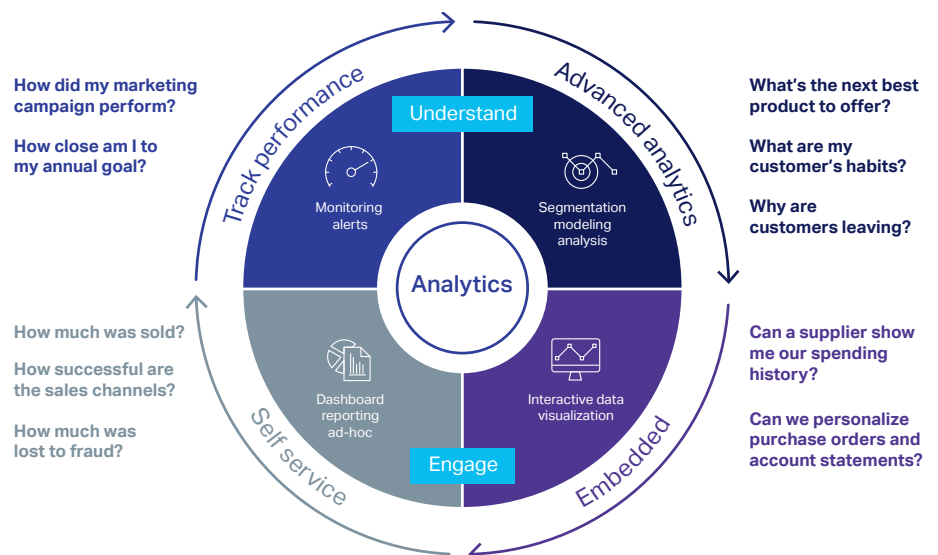


Figure 2. IoT and analytics drive Actionable Insights⁶

[OpenText Internet
of Things](#)

[Learn more](#)

About OpenText

OpenText, The Information Company, enables organizations to gain insight through market leading information management solutions, on-premises or in the cloud. For more information about OpenText (NASDAQ: OTEX, TSX: OTEX) visit: [opentext.com](https://www.opentext.com).

Connect with us:

- [OpenText CEO Mark Barrenechea's blog](#)
- [Twitter](#) | [LinkedIn](#)

¹ Hunby, Clive. ANA Senior Marketer's Summit, Kellogg School (2006).

² Marr, Bernard. Forbes, What is Industry 4.0? (September 2018)
<https://www.forbes.com/sites/bernardmarr/2018/09/02/what-is-industry-4-0-heres-a-super-easy-explanation-for-anyone/#2612a18c9788>

³ Forrester, Think You Want To Be "Data-Driven"? Insight Is The New Data." (March 2016)
https://go.forrester.com/blogs/16-03-09-think_you_want_to_be_data_driven_insight_is_the_new_data/

⁴ Ibid.

⁵ McKinsey & Company, Taking the pulse of enterprise IoT (July 2017)
<https://www.mckinsey.com/featured-insights/internet-of-things/our-insights/taking-the-pulse-of-enterprise-iot>

⁶ Barrenechea, Mark J. and Jenkins, Tom. Digital Manufacturing (August 2018)
<https://www.opentext.com/campaigns/digital-manufacturing>